



Miniature Slide

Features

Electrical Ratings	5A @ 120VAC, 28VDC; 2A @ 250VAC see contact options	Dielectric Strength	1500Vrms min
Electrical Life	30,000 cycles typical	Insulation Resistance	>100MΩ min
Contact Resistance	<10mΩ max initial @ 2-4VDC, 100mA	Operating Temperature	-40°C to 85°C
		Storage Temperature	-40°C to 85°C


Materials

Actuator	6/6 Nylon
Housing	Diallyl Phthalate (DAP)
Cover	Stainless Steel
Contacts	Copper Alloy, Silver or Gold Plated
Terminals	Brass, Silver or Gold Plated

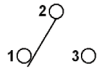
Ordering Information

1. Series	1	2	03	A1	B	C	E	B
2. Number of Poles	1 = SPDT 2 = DPDT							
3. Switch Function	01 = ON-NONE-ON 02 = ON-NONE-(ON) **Not available in DPDT 03 = ON-OFF-ON							
4. Actuator	A1 = 5.08mm A2 = 7.24mm A3 = 9.40mm A4 = 3.60mm D1 = 5.08mm **Only available with DPDT							
5. Terminals	B = Solder Lug C = PC Pin D = Quick Connect H = Horizontal Mount, Right Angle PC Pin V = Vertical Mount, Right Angle PC Pin S20 = PC Pin with Support Bracket							
6. Contacts	Q = Silver Plated R = Gold Plated G = Gold over Silver Plated							
7. Epoxy Seal	E = Epoxy Seal							
8. Mounting Style	A = No Mounting Ears B = With Mounting Ears							


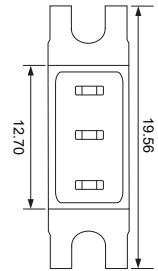
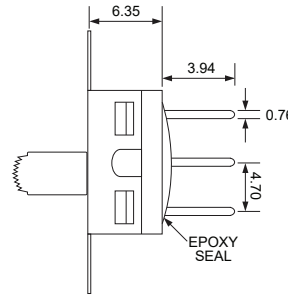
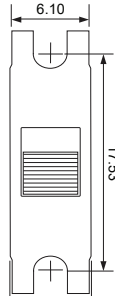
Switch Function



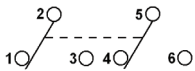
SPDT



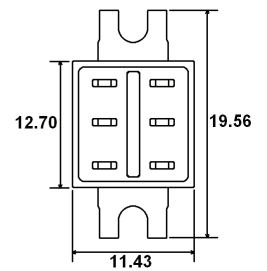
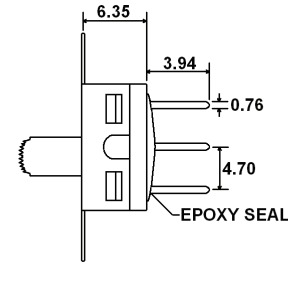
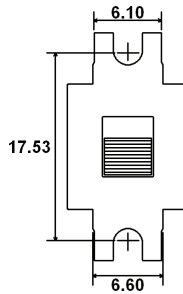
Function	Toggle Position		
1	ON	NONE	ON
2	ON	NONE	(ON)
3	ON	OFF	ON
Terminals	2-3	n/a	2-1



DPDT



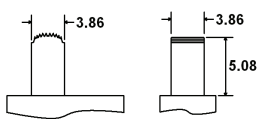
Function	Toggle Position		
1	ON	NONE	ON
2	ON	NONE	(ON)
3	ON	OFF	ON
Terminals	2-3 5-6	n/a	2-1 5-4



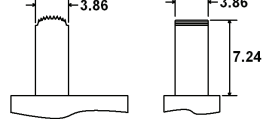
Actuator Options

**Actuator lengths shown with B, C, d or S20 terminals, subtract 0.36mm for H or V terminals

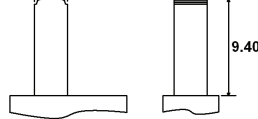
A1



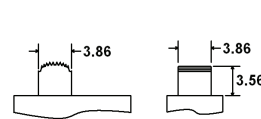
A2



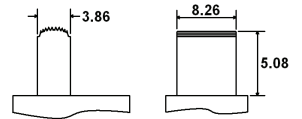
A3



A4

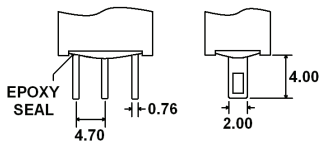


D1

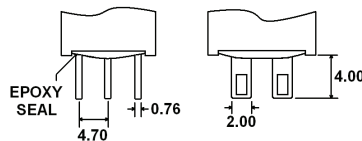


Terminal Options

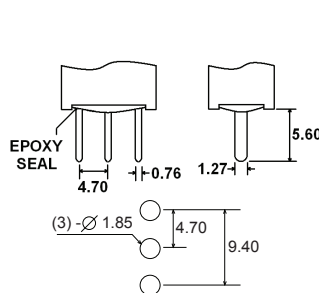
B, single pole



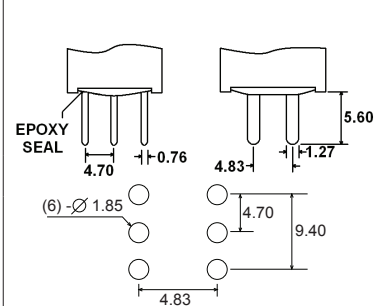
B, double pole



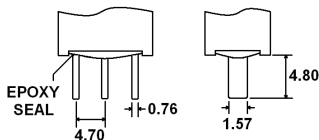
C, single pole



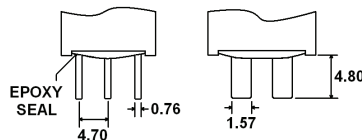
C, double pole



D, single pole

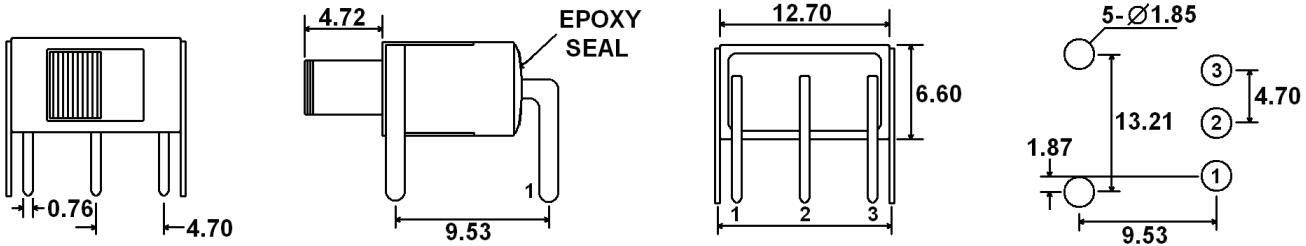


D, double pole

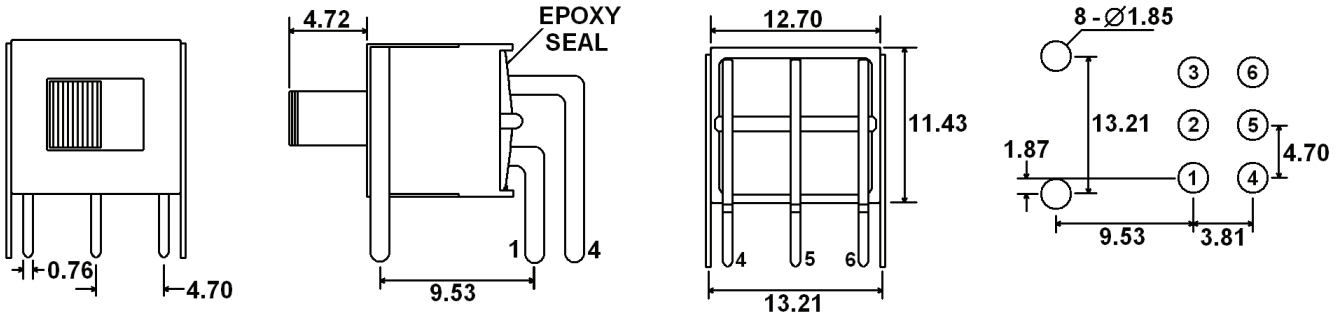


Terminal Options

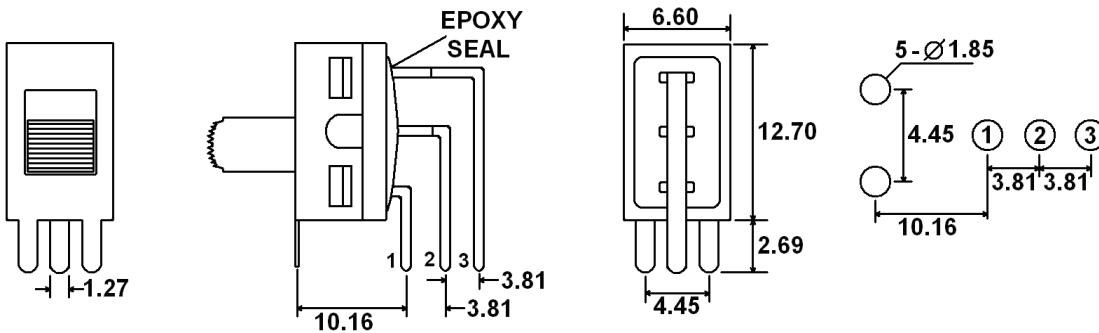
H, horizontal mount, right angle PC pins, single pole



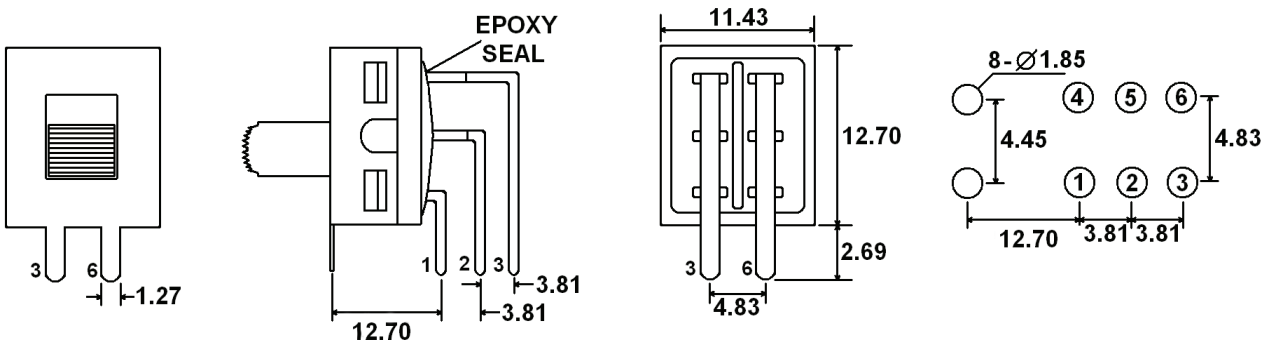
H, horizontal mount, right angle PC pins, double pole



V, vertical mount, right angle PC pins, single pole

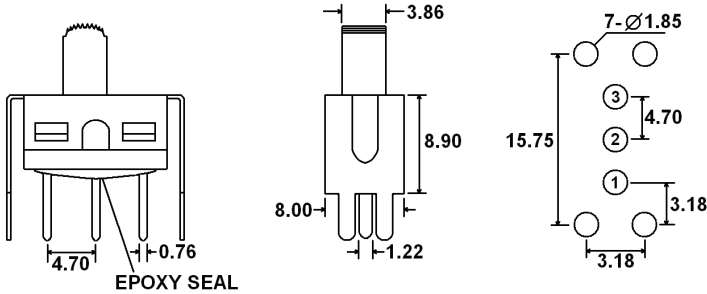


V, vertical mount, right angle PC pins, double pole

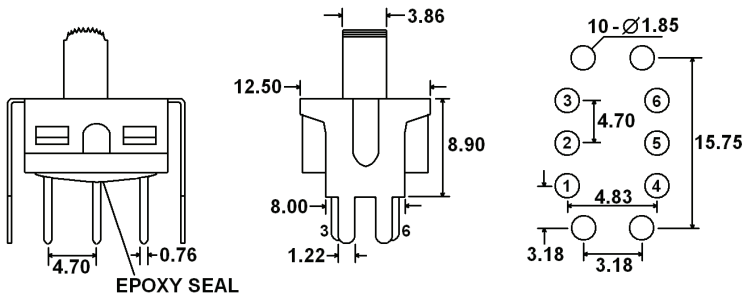


Terminal Options

S20, PC Pins with support bracket, single pole



S20, PC Pins with support bracket, double pole

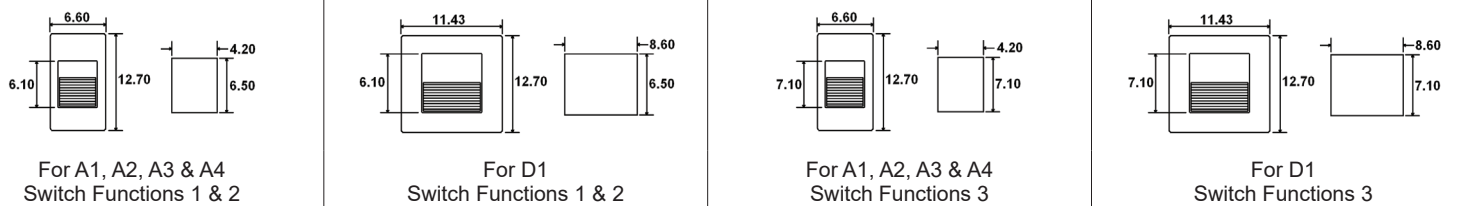


Contact Options

Designator	Contact Material	Terminal Material	Electrical Rating
Q	Silver Plating	Silver Plating	5A @ 120VAC, 28VDC; 2A @ 250VAC
R	Gold over Nickel Plating	Gold over Nickel Plating	.4VA max @ 20VAC or VDC max
G	Gold over Silver Plating	Gold over Silver Plating	.4VA max @ 20VAC or VAC MAX or 5A @ 120VAC, 28VDC; 2A @ 250VAC

Mounting Options

A, no mounting ears



B, with mounting ears

